

2009 Session Report from Richmond

**Delegate David Bulova
Senator Chap Petersen
January 24, 2009**



Session Overview

- Convened on January 14th.
- 1,193 bills have been introduced in the House; 831 in the Senate.
- February 10th is “cross-over.”
- Session ends February 28th.
- Committee assignments.

More Transparency

- Subcommittee votes will now be recorded.
- House Floor sessions are now available via streaming video.
 - The Senate has long provided this to residents of Virginia.
- Visit <http://legis.virginia.gov>.



The Budget – General Fund




- A projected \$3 billion General Fund shortfall will define the Session.
 - This figure may go up.
 - Caused by declining retail sales, stagnant wage and job growth, and the stressed housing market.
- Amount is 12% of biennial General Fund revenue.

The Budget – Non General Fund



- Non-General Funds are also hit. These include:
 - Federal funding that must be spent on designated items such as Medicaid and Aid to Families with Dependent Children.
 - Other dedicated revenue such as lottery funds (education) and gas and motor vehicle sales taxes (transportation).
- VDOT expects a \$1.6 billion revenue shortfall over the next six years.

Closing the Gap



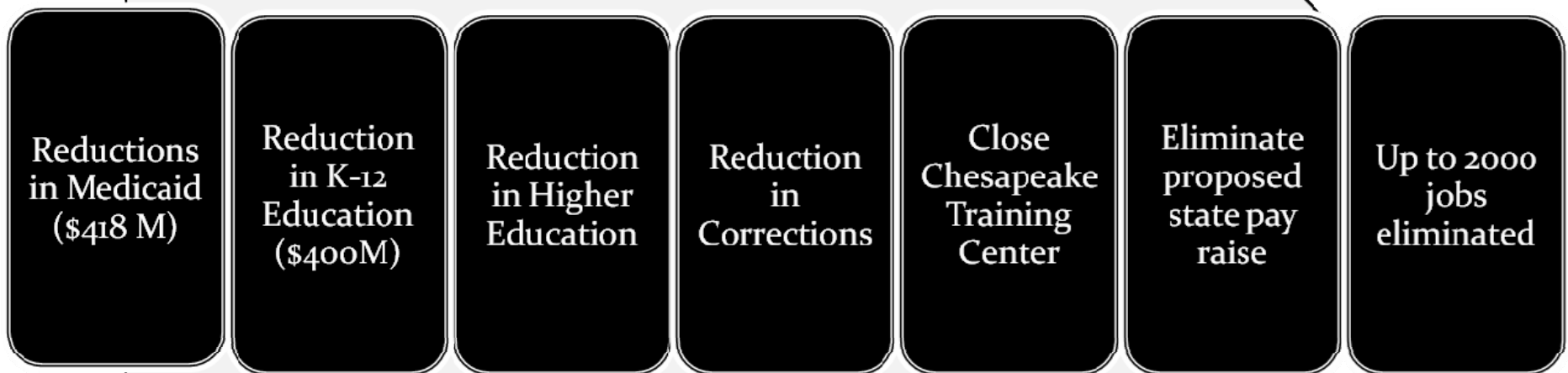

Proposed Responses to Balancing Budget:

Withdraw
\$500M from
Rainy Day
Fund (max)


Shift \$400M to
bond-financing
for projects

Leaves \$2B
unresolved

Closing the Gap – Proposed Cuts



Closing the Gap – Proposed Revenue



Increase in
Cigarette Tax
to \$.60/pack
(\$148M)



Limit Land
Preservation
Tax Credit
(\$50M)



Eliminate
“Dealer
Discount”
(\$64M)

Other Major Issues

- **Energy and Conservation**
 - Implement programs to reduce consumption by 19% by 2025.
 - Increase the use of renewable energy sources.
 - Give tax credits for home installation of solar and wind energy generation.
 - Require energy efficient buildings.
- **Transportation**
- **Indoor Smoking Ban**
- **Autism Coverage by Insurance**
- **Non-Partisan Redistricting**

David's Initiatives



- HB 1990: Community Representation on GMU Board of Visitors
- HB 1992: Enhance Ability of Fairfax County to Remove Signs in Medians
- HB 1993: Highway Maintenance Funding Allocation
- HB 1994: Increase Renewable Energy Portfolio Standards
- HB 2107: Eminent Domain Reform
- HJR 684: Congenital Heart Defect Awareness

Chap's Initiatives



- SB 936: On-line Database for State Programs
- SB 1127: State Programs for Energy Efficiency
- SB 1133: Dedication of Estate Tax for Elder Care
- SB 1335: Requirements for Parole Board to Review Eligible Applicants
- SB 1336: Raising of Felony Threshold
- SJR 332: Permitting Property Tax Exemption for LEED-Certified Buildings

What You Are Telling Us

Preliminary 2009 Survey Results

- Over **550 responses** to the 2009 survey.
- Should we allow **no excuse early voting**?
 - 54% Yes
 - 39% No
- Should **drilling** be allowed off Virginia's coast?
 - 47% Yes for Oil/Natural Gas
 - 3% Natural Gas Only
 - 25% Exploration Only
 - 22% No

What You Are Telling Us

Preliminary 2009 Survey Results

- Should we have a non-political way to draw **legislative districts**?
 - 83% Yes
 - 8% No
- Should we ban or tax **plastic bags**?
 - 46% Yes
 - 48% No
- Should the **cigarette tax** be increased by 30 cents and go to health care?
 - 82% Yes
 - 13% No

What You Are Telling Us

Preliminary 2009 Survey Results

- What should be done about **transportation revenue**?
 - 16% Take the money from other places.
 - 53% Raise the gas or sales tax on cars state-wide.
 - 38% Raise the sales tax by ½ cent state-wide.
 - 50% Enact a regional solution.
 - 27% Delay action until the economy gets better.
- Should there be a process for **non-violent felons to get civil right** back?
 - 55% Yes
 - 32% No

What You Are Telling Us

Preliminary 2009 Survey Results

- What budget areas should be **protected from cuts**?
 - 71% K-12 Education
 - 63% Police
 - 61% Medicaid
 - 59% Transportation
 - 59% Veterans Services
- What are your **top three priorities**?
 - 48% Transportation
 - 45% K-12 Education
 - 33% Illegal Immigration
 - 26% Climate Change/Energy
 - 22% Growth and Development
 - 21% Reduce/Reform Taxes

Thank you!

**What are your
questions?**